



Introducing **Eric Filter** Models 2017



3

months

100% no quibble guarantee

Anyone who orders and pays for an Eric filter made in black polypropylene, plus delivery cost from me, will get a **3-month (100% no quibble guarantee)** to state that –

If the owner is not completely satisfied with the filter – all they need to do is rinse it out, return it to me and **I will refund the FULL price that was paid for the actual filter**.

The 3-month guarantee starts from the very moment the filter starts up – complete with fish in the pond.

THE HISTORY OF ERIC POND FILTERS.

My first venture into horizontal-flow filters as opposed to upward-flow filters (that were the choice of many) – came about purely by accident.

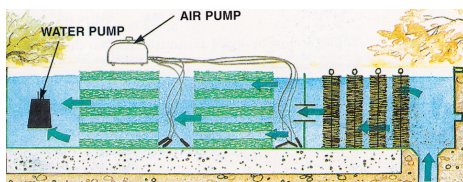
To explain, I was the first to import Japanese filter mat into the UK in 1984 and the material had to be cut and assembled in cartridge form in order for it to work biologically.

Prior to this, the only media choices we had were stones and gravels that needed to be supported firmly in the filter boxes and periodic cleaning was a tiresome task.

By 1986 we were making custom tailored filter mat cartridges for many clients, once whilst passing by a completed upward-flow block that was 18" square – I decided to turn it on it's side and then wondered how it would perform when facing horizontal water flow – as opposed to upward water-flow?

The only way to see if it would work was to put the idea to the test and in 1986 I produced the first horizontal-flow pond filter, naming it 'The Budget Filter' – because it was the cheapest filter I had for sale at the time.

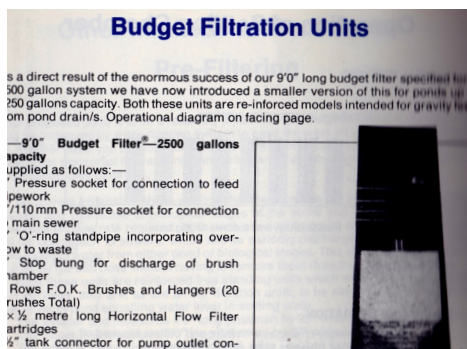
From 1986 to 2001, I sold many of these Budget Filters and in 1995 I gave them much space in my first book 'Koi Kichi'.



Surprisingly, although the Budget Filter was very basic when compared to current Eric filters – I never received one single complaint from owners that used them.

In 2008, I decided to visit some three customers who had bought them from me and found that all three were still in use and working perfectly – and that's when I decided to seriously update them.

The original Budget Filter had an outer box moulded from glass fibre and strengthened by a 3" square wooden frame on the outside. It held three 18" long Japanese cartridge blocks with filter brushes hanging down loosely in the first stage. It was also 9 feet long – very heavy and not easy to handle!



3
months

100% no quibble guarantee

RECENT HISTORY OF ERIC.

Soon after, I started selling the new versions of the original Budget Filter and the name was now ERIC!

I first decided to have people build their own boxes from concrete blocks, render them and then waterproof them with G4 or glass fibre and came up with the name 'Endless River in Concrete' and the first letters of that name spelled 'ERIC' – hence the name.

Alas the concrete boxes proved to be far too expensive to excavate, build and impossible to move if required. So, in 2009 I came up with the idea of fabricating them from sheet polypropylene and using steel frames to support the boxes.

By the time I launched the Eric Pond Filters website in late 2009, I had already figured out the brush box designs and had discovered how to get much more surface area in the cartridge blocks than ever before.

Soon after, I started selling the new versions of the original Budget Filter and the name was now ERIC!

Originally only gravity-fed versions were sold but I soon came out with a method of making them as pump-fed units – without compromising on performance. The aeration back then moved from having air diffusers from China to our own 3/8" air bars supplied by 3/8" pressure pipe and fittings.

Folks started asking later for a smaller version of the filter for indoor growing ponds and quarantine systems and soon the Eric Compact filter was ready for sale.

By 2011, I had converted my own filter house into a permanent, working showroom for my Eric filters where one filter is servicing my outdoor pond of 17,500 gallons and a Compact filter is servicing my indoor tank of 550 gallons.

In more recent years, the steel frames have been discontinued – this makes them much lighter to handle and cheaper to transport – plus the old aeration system has been replaced with a perforated false base that provides aeration to the entire biological stage.

In truth, the Eric Filters on sale today are a far cry from the original Budget Filter – but they still do operate on the same horizontal-flow water principle.

Today, Eric filters are used by owners living in the USA, the UK, Ireland, Malaysia, Brunei, Philippines, Singapore, Norway, Denmark, Holland, France, Spain and Australia.

The next pages will explain the entire range that's available to purchase and this gives all information on each and every one.

Finally, as a reminder, each filter is made to order, I carry no finished stocks of these and I refuse to sell at a discount to wholesalers and Koi outlets.

3
months

100% no quibble **guarantee**

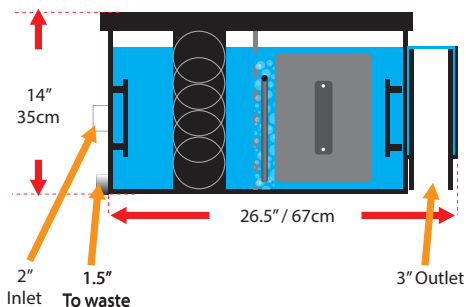
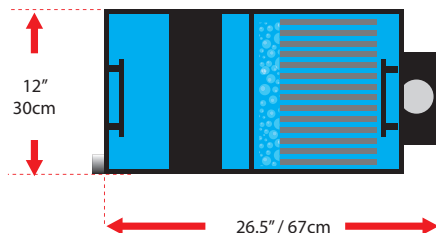
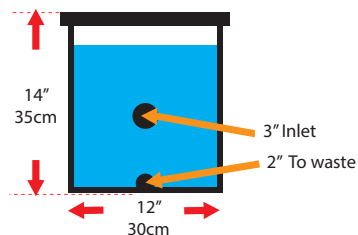
infilkoi@gmail.com • www.ericpondfilters.com

COMPACT FILTER – PUMP-FED

£450.00

Handling – Water volumes up to 880-gallons (4000 liters).

Flow-rate – The total water volume in question should pass through the filter every 2 to 2.5 hours.



3

months

100% no quibble guarantee

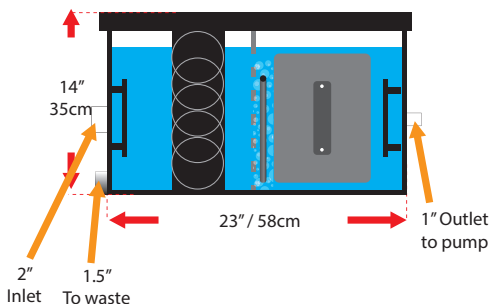
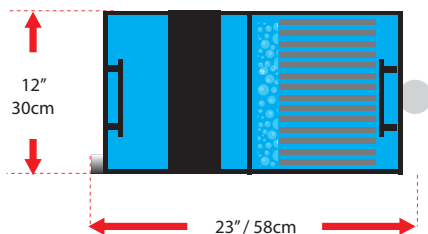
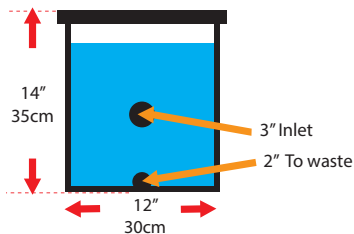
infilkoi@gmail.com • www.ericpondfilters.com

COMPACT FILTER – GRAVITY-FED.

£450.00

Handling – Water volumes up to 880-gallons (4000 liters).

Flow-rate – The total water volume in question should pass through the filter every 2 to 2.5 hours.



3

months

100% no quibble guarantee

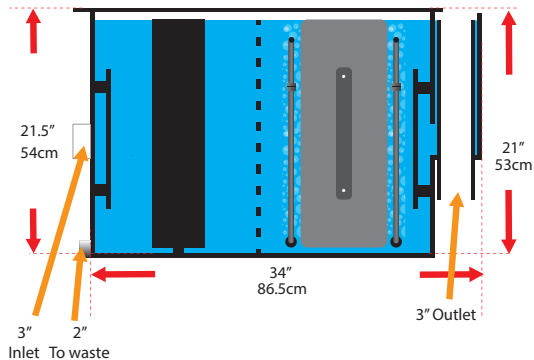

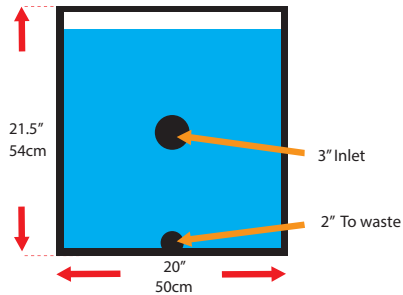
infilkoi@gmail.com • www.ericpondfilters.com

E1 – PUMP-FED.

£950.00

Handling – Water volumes up to 2,500-gallons (11,365 liters).

Flow-rate – The total water volume in question should pass through the filter every 2 to 2.5 hours.



3

months

100% no quibble **guarantee**

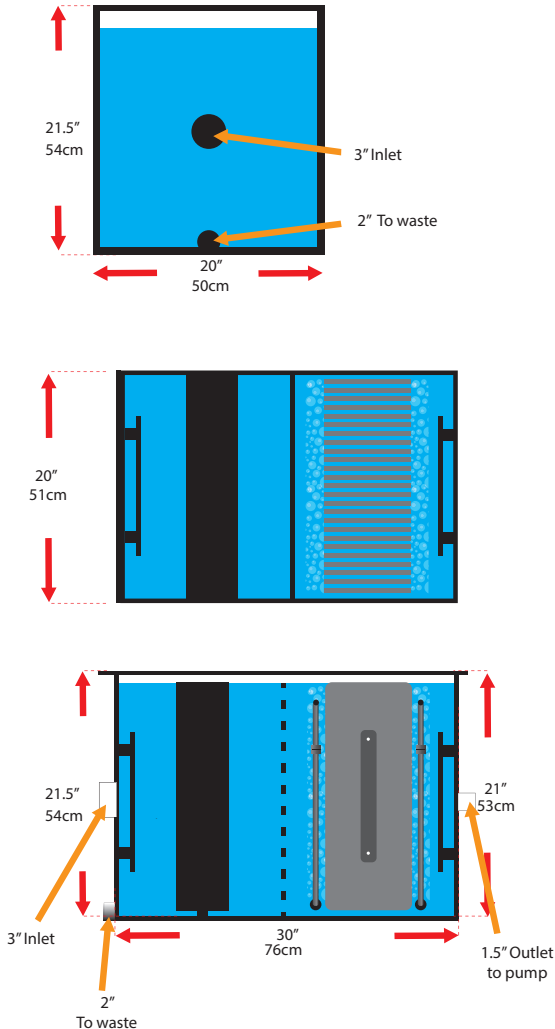
infilkoi@gmail.com • www.ericpondfilters.com

E1 – GRAVITY-FED

£950.00

Handling – Water volumes up to 2,500-gallons (11,365 liters).

Flow-rate – The total water volume in question should pass through the filter every 2 to 2.5 hours.



3
months

100% no quibble **guarantee**

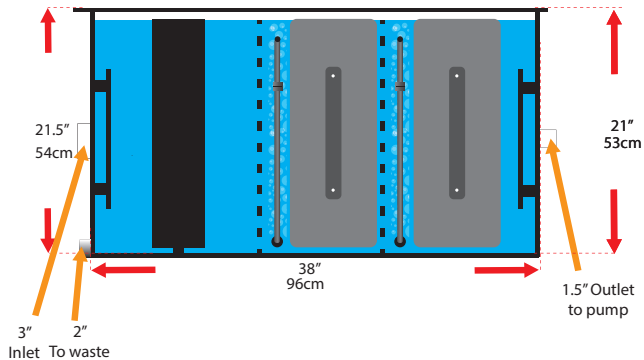

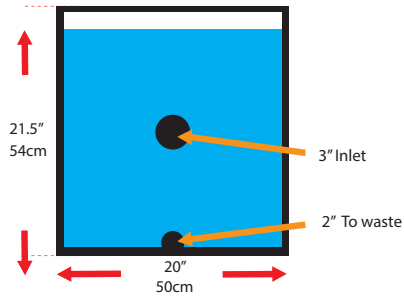
infilkoi@gmail.com • www.ericpondfilters.com

E2 – PUMP-FED.

£1,200.00

Handling – Water volumes up to 5,000-gallons (22,730 liters).

Flow-rate – The total water volume in question should pass through the filter every 2 to 2.5 hours.



3
months

100% no quibble **guarantee**

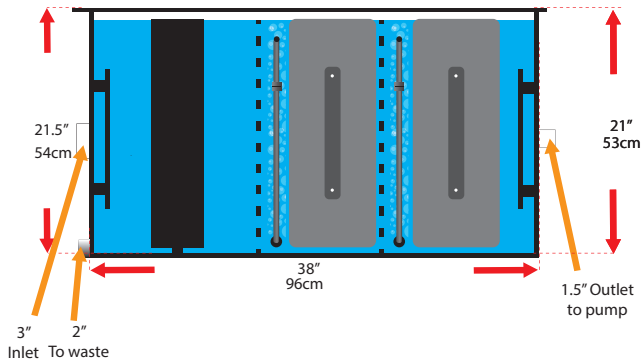

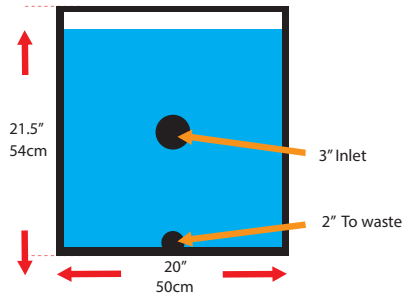
infilkoi@gmail.com • www.ericpondfilters.com

E2 – GRAVITY-FED.

£1,200.00

Handling – Water volumes up to 5,000-gallons (22,730 liters).

Flow-rate – The total water volume in question should pass through the filter every 2 to 2.5 hours.



3
months

100% no quibble **guarantee**

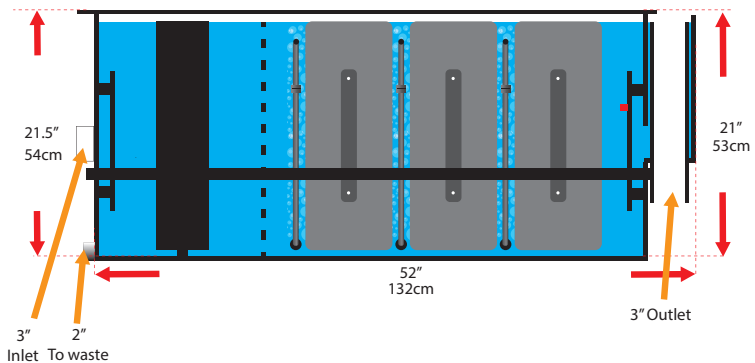
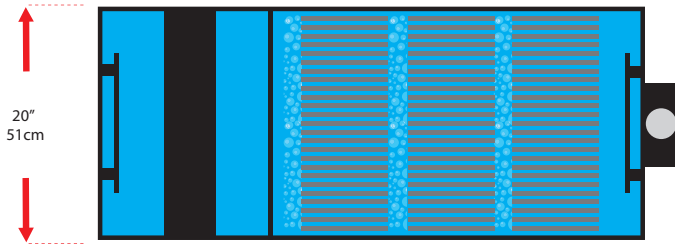
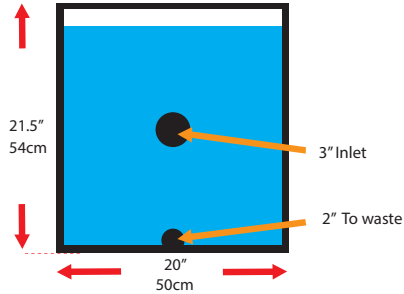
infilkoi@gmail.com • www.ericpondfilters.com

E3 – PUMP-FED.

£1,500.00

Handling – Water volumes up to 7500-gallons (34,095 liters).

Flow-rate – The total water volume in question should pass through the filter every 2.5 to 3 hours.



3
months

100% no quibble guarantee

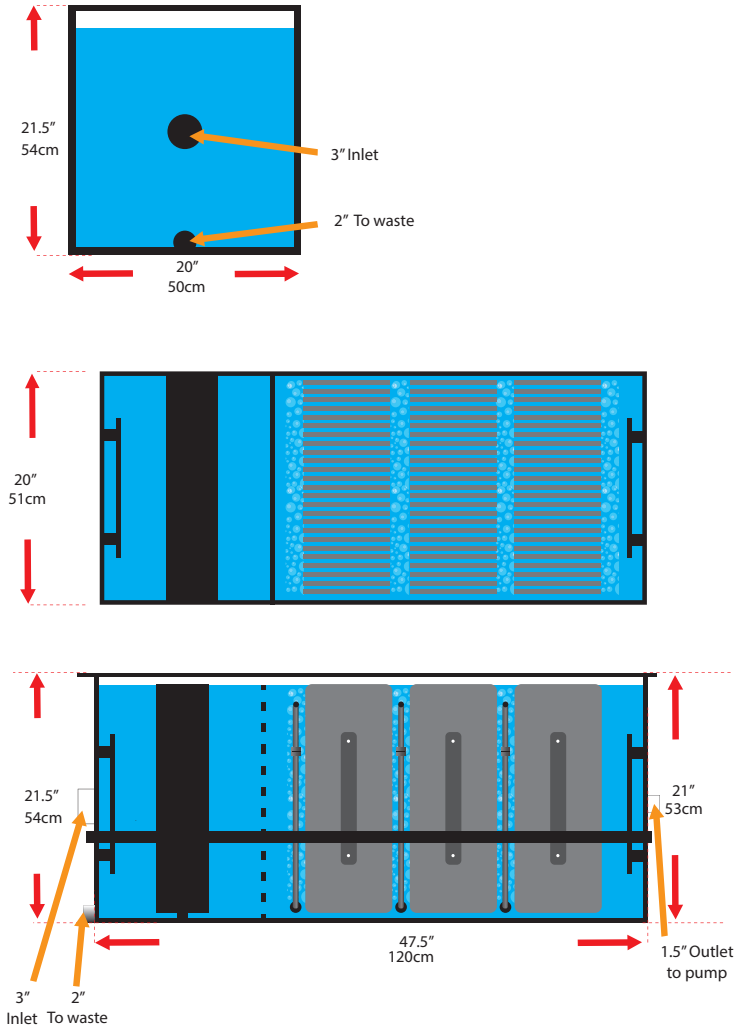
infilkoi@gmail.com • www.ericpondfilters.com

E3 – GRAVITY-FED.

£1,500.00

Handling – Water volumes up to 7500-gallons (34,095 liters).

Flow-rate – The total water volume in question should pass through the filter every 2.5 to 3 hours.



3

months

100% no quibble **guarantee**

TIPS

There are countless aspects to understand when the subject of fish keeping is raised – but the most important one (by far) is pond filtration.

Try to ensure you do have a by-pass valve to waste on your drain line/lines before water can enter the filter from the pond. Opening this valve regularly will significantly reduce the amount of time spent in maintaining your filter system.

Always strive to make regular water changes by disposing of the most tainted water and topping-up via a constant trickle of new water.

Avoid putting high flow-rates through your filter – dwell time inside the filter is far more important.

Always try to maintain a squeaky-clean filter that cannot possibly harbour unwanted waste – this will prevent any future outbreaks of hikui and shimi.

Strive to ensure the dissolved oxygen content of your pond water always remains above 6.0 – despite the actual water temperature.

When observing your Koi, they will be the very first to alert you if anything regarding the water make-up is wrong. If a single Koi is behaving strangely it is not because of parasites or water quality.

At times of the year, when sunlight is bright and the pond water is clear – do provide your Koi with shade – in order to prevent 'sunburn' on the white skin.

Accessories

These following accessories be bought if ever required but it is highly unlikely.

Spare brush boxes £150

Spare cartridge blocks £175



3

months

100% no quibble **guarantee**

infilkoi@gmail.com • www.ericpondfilters.com